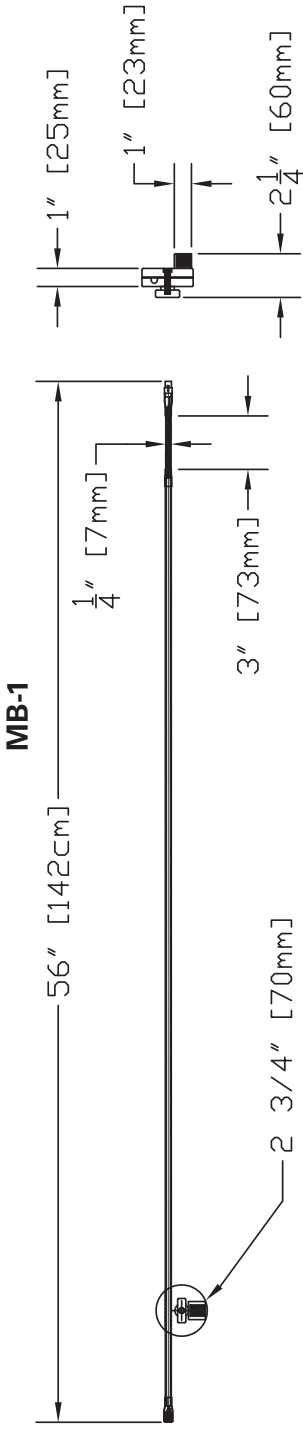


2600VP/2700VP/2800VP/2220VP

Continuously-variable Pattern Condenser Microphone System with Remote Polar Control through Digital Signal Platform



The **2600VP/2700VP/2800VP/2220VP** is a continuously-variable pattern condenser microphone system with remote polar control through a Digital Signal Platform (DSP). Utilizing a two-conductor shielded cable (max length 2,000 feet) between the microphone head and the DSP unit, the polar pattern of the microphone can be adjusted in real time without changing capsules, microphone positions, or inducing noise into the audio chain. Special attention has been given to the frequency response and sensitivity of the microphone system while utilizing the DSP to precisely alter the shape of the pick-up pattern.

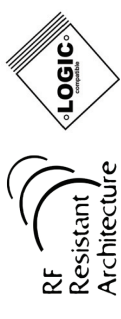
The VP microphone systems are designed to resist interference from devices such as cell phones, two-way communication devices and lighting apparatus. Utilizing our RF Resistant Architecture, our VP products meet the stringent RF standards set by the European Union (see the specification section of each microphone for more information).

Choose the 2600VP when a suspended system is desired. System includes a counter poise string, exclusive articulating steel hanger, anti-twist thread and rods, 30' of cable, and 24" XLR-F to Phoenix-type cable (40-360).

Choose the 2700VP when a floor stand version is needed. System includes the MB-1; a feather light 56" boom and exclusive Clutch Rotation System, this boom can be mounted on any standard microphone tripod or base stand. Also, includes 24" XLR-F to Phoenix-type cable (40-360).

Choose the 2800VP when a podium version is required. System includes the MB-18; an 18" miniature dual-flex gooseneck with TA3F-type and XLRM-type connectors. The system also includes 24" XLR-F to Phoenix-type cable (40-360).

Choose the 2220VP/2220VPW when an installed boundary style microphone is needed. System includes 220VP boundary microphone with mounting hardware and rubber bushings. The system also includes 24" XLR-F to Phoenix-type cable (40-360). Specify "W" for white unit.




2600VP



2800VP



2700VP



2220VP

MB-1

MB-18

2220VP



Five-Year Limited Warranty

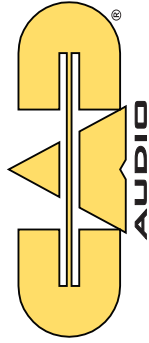
CAD Audio hereby warrants that this product will be free of defects in material and workmanship for a period of five years from the date of purchase. In the unlikely event that a defect occurs CAD Audio will, at its option, either repair or replace with a new unit of equal or greater value. Retain proof of purchase to validate the purchase date and return it with any warranty claim. This warranty excludes exterior finish or appearance, damage from abuse, misuse of the product, use contrary to CAD Audio's instructions or unauthorized repair. All implied warranties, merchantability, or fitness for a particular purpose is hereby disclaimed and CAD Audio hereby disclaims liability for incidental, special or consequential damages resulting from the use or unavailability of this product.

This warranty gives you specific legal rights and you may have other rights that vary from state to state. Some states do not allow the exclusion or limitation of incidental or consequential damages or limitations on how long an implied warranty lasts, so the above exclusions and limitations may not apply to you. Note: No other warranty, written or oral is authorized by CAD Audio.

Shipping Instructions

Please call our customer service department at 440-349-4900 for a pre-approved return authorization number. Carefully repack the unit and return the insured package to: CAD Audio, 6573 Cochran Road, Building I, Solon, Ohio 44139.

RETURNS WITHOUT A PRE-APPROVED RETURN AUTHORIZATION NUMBER WILL BE REFUSED. If outside the United States, contact your local dealer or distributor for warranty details.



ASTATIC COMMERCIAL

CAD Audio
6573 Cochran Rd. Building I Solon, Ohio 44139 U.S.A.
Tel: (440) 349-4900 Fax: (440) 248-4902 Sales: (800) 762-9266 www.cadaudio.com

©2011 CAD Audio Part No. 47137-00-01 June2011

2600VP/2700VP/2800VP/2220VP

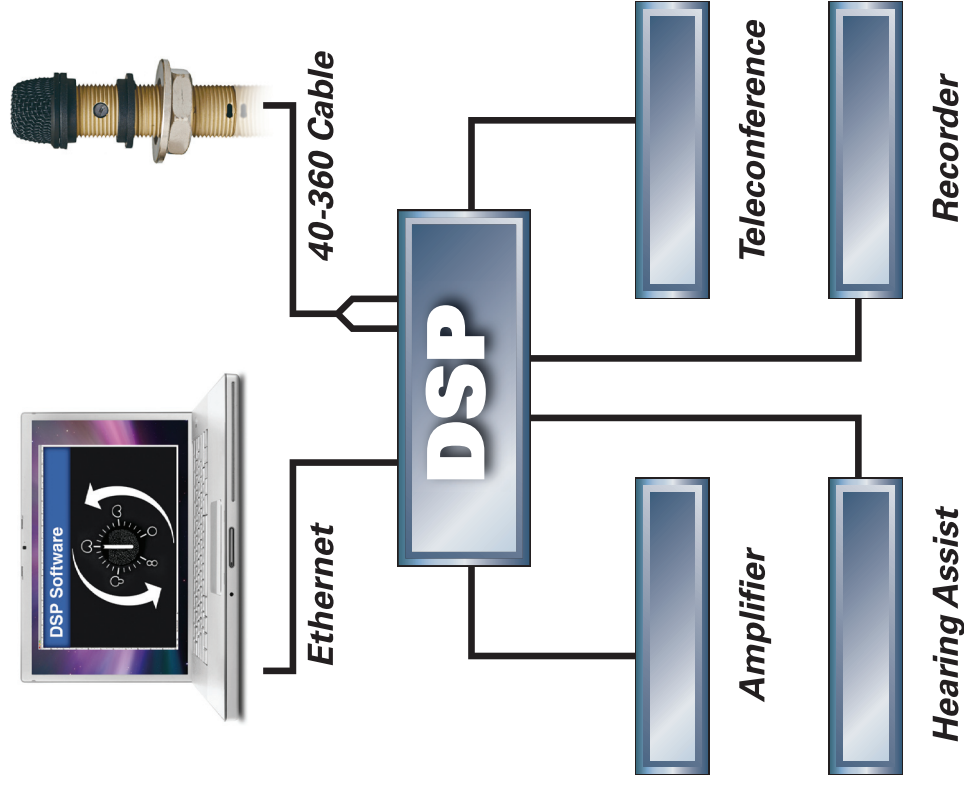
Continuously-variable Pattern Condenser Microphone System with Remote Polar Control through Digital Signal Platform

Final Connection & Setup

The connection cable between the microphone element and the DSP is to be two-conductor, with a braided shield cable - AWG22. (Existing wiring such as mic cable or an analog audio snake can be used.)

1. Connect the microphone to the 40-360 cable
2. If the microphone has an onboard VP dial, set it to Figure-of-eight (8) fully clock-wise
3. Connect the 40-360 cable end with heat shrink to the first channel of the DSP
4. Connect the 40-360 cable without the heat shrink to the second channel of the DSP
5. Upload the corresponding software for the DSP in use - check www.cadaudio.com/vpdsp
6. Apply phantom power to both channels within the DSP
7. Adjust the input gain equally on each channel

VP DSP Block Diagram



Architects' and Engineers' Specifications

The microphone will be a condenser type designed to be suspended (2600VP), mounted on a boom (2700VP), mounted on a podium gooseneck (2800VP) or installed in a boundary surface (2220VP/2220VPW). The microphone will have a continuously variable polar pattern controllable from the digital signal platform connected by a two conductor shielded cable separating pins 2 and 3 to two discrete channels of the DSP.

The sensitivity of the microphone (2600VP, 2700VP, 2800VP) will be -29dBV (35mv) @ 1Pa. The frequency response will be 40Hz - 20KHz. The impedance of the microphone will be 135 ohms. The self noise will be 22dBA. The maximum SPL will be 110dB. The microphone will have a TB3M-type connector on the rear of the microphone element enclosure. The included cable will be a XLRF-type connector and two Phoenix-style connectors with 24" of two-conductor shielded 22AWG cable. The Astatic model 2600VP is specified above.

The 2700VP is specified with the above equipment with the addition of the MB-1. The MB-1 is a low gloss, 56" [142cm] carbon-fiber pole designed to attach to a 5/8" x 27 threaded microphone stand. The pole is terminated with a 3" [73mm] flex-gooseneck with a diameter of 1/4" [7mm] and TA3F-type connector. The opposite end has a TB3M-type connector. Length and angle is easily adjusted with a tension screw

where the pole meets the microphone stand. Packaged weight is 2lbs [0.9 kg] and is 57" [1.5m] long.

The 2800VP is specified with everything in the 2600VP and the addition of the MB-18. The MB-18 is a matte black, 16-3/4" [42.3cm] dual-flex gooseneck. Total length of 18" [45.7cm] is reached when the microphone head is connected. The gooseneck is terminated with a TA3F-type connector and XLRM-type connector. Packaged weight is 1lb 14oz [0.85Kg] and 72oz [0.20Kg].

The 2220VP/2220VPW is specified with a sensitivity of -32dBV (25mv @ 1Pa). The frequency response will be 90Hz-17KHz. The impedance of the microphone will be 120 ohms. The self noise will be 24dBA. The maximum SPL will be 120dB. The microphone will include an integral 80Hz, 12dB/octave high-pass filter to improve intelligibility. The microphone will have a 3-pin XLRM-type connector allowing for bottom exit. The microphone will operate from P12, P24 or P48 standard phantom power consuming 4mA. The microphone will be 3-3/8" [85mm] long, 1-1/8" [28mm] in diameter and stands 3/4" [20mm] above boundary. The net weight [mass] will be 3.9oz [0.11Kg]. The packaged weight [mass] will be 5.0oz [0.14Kg]. The 2220VP will have a durable matte-black urethane finish, or for a matte-white finish add "W" to the model number.

Cable 40-360

