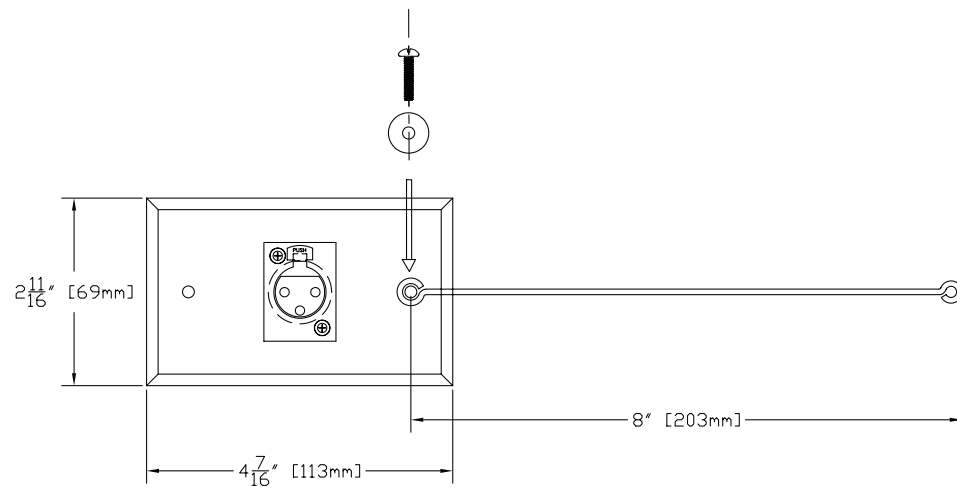


1600VP

Continuously-variable Pattern Condenser Hanging Microphone System with Remote Polar Control and Exclusive Anti-rotational Positioning Mount

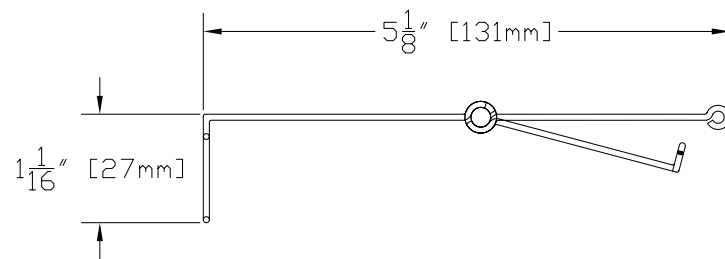
Using the Wall Plate

1. Attach the upper-support arm to the wall plate.
2. Run provided thread to counterbalance support (small loop on support).
3. The microphone head can be twisted in the hanger to help correct for rotation if the thread is not used.



Using the Articulating Steel Hanger

1. Insert the microphone head into the large hoop of the hanger.
2. Line up the microphone head screw hole and insert security screw.
3. Run the provided cable through the hanging hoop (small hoop).
4. Wrap the cable around the underside of the pivot joint.
5. Adjust microphone angle and tighten thumb screw.



Two-Year Limited Warranty

Astatic Commercial Audio Products hereby warrants that this product will be free of defects in material and workmanship for a period of two years from the date of purchase. In the unlikely event that a defect occurs Astatic will, at its option, either repair or replace with a new unit of equal or greater value. Retain proof of purchase to validate the purchase date and return it with any warranty claim.

This warranty excludes exterior finish or appearance, damage from abuse, misuse of the product, use contrary to Astatic's instructions or unauthorized repair. All implied warranties, merchantability, or fitness for a particular purpose is hereby disclaimed and Astatic hereby disclaims liability for incidental, special or consequential damages resulting from the use or unavailability of this product.

This warranty gives you specific legal rights and you may have other rights that vary from state to state. Some states do not allow the exclusion or limitation of incidental or consequential damages or limitations on how long an implied warranty lasts, so the above exclusions and limitations may not apply to you.

Note: No other warranty, written or oral is authorized by Astatic Commercial Audio Products.

Shipping Instructions

Please call our customer service department at 440-349-4900 for a pre-approved return authorization number.

Carefully repack the unit and return the insured package to: Astatic Commercial Audio Products, 6573 Cochran Road, Building I, Solon, Ohio 44139. **RETURNS WITHOUT A PRE-APPROVED RETURN AUTHORIZATION NUMBER WILL BE REFUSED.**

If outside the United States, contact your local dealer or distributor for warranty details.



©2009 Astatic Commercial Audio Products
Part No. 46873-92-00 Mar2009

Description

The 1600VP is a continuously-variable pattern condenser hanging microphone system with remote polar control and anti-rotational positioning mount. The variable polar pattern with remote control allows the user to precisely adjust the shape of the pick-up pattern for best performance from a remote location. Utilizing a two-conductor shielded cable (max length 2,000 feet) between the microphone head and the pattern-control box, the user can adjust the polar pattern in real time without changing capsules, microphone positions, or inducing noise in the audio chain.

Special attention has been given to the frequency response and sensitivity of the microphone while utilizing the variable-pattern control to precisely alter the shape of the pick-up pattern. The large-diameter, low-noise elements produce a frequency response of 40Hz to 20KHz with a selectable, recessed 80Hz, 12dB/octave high-pass filter that removes unwanted low-frequency energy when engaged. The filter control is conveniently located on the control box.

The microphone head is made of commercial grade aluminum, the control box is made of hardened steel, both are powder coated and made in the USA. The microphone head is painted matte black for an unobtrusive yet stylish appearance. The remote polar-pattern control box can be mounted in a single rack unit shelf with optional accessories.

Up to six control boxes can be mounted in one rack unit - Astatic RU1. The polar-pattern dial is positioned for easy adjustment "on the fly" and can be secured with a single "Flat Style" blank panel when rack mounted.

The 1600VP has been designed to resist interference from devices such as cell phones, two-way communication devices and lighting apparatus. Utilizing our RF Resistant Architecture, the 1600VP meets the stringent RF standards set by the European Union (see the specification section for more information).

The 1600VP comes complete with 30' (9.1m) of two-conductor shielded cable terminated with a TA3F-type connector and 3-pin XLRM-type connector. Also included with the microphone system is a 3-pin XLRF-type connector on a stainless steel duplex wall plate, exclusive articulating steel hanger, and anti-twist thread and rods.

The 1600VP is primarily designed for recording and sound reinforcement of choirs, instruments and ambient miking. The 1600VP can also be used for vocal pick-up in government, institutional and business applications. The 1600VP is designed to be suspended from a ceiling. The optional miniature-boom (MB-1), allows the microphone system to be used on a free-standing microphone post.

The 1600VP microphone system is designed to shorten the list of products an audio designer needs to consider when hanging microphones are specified. The remote variable polar pattern control allows the installer or end user the ability to change polar patterns when installed or from scene to scene. Adjustments to the pick-up pattern can be done "on the fly" without costly lifts, ladders and capsules. Choose the 1600VP for your next overhead microphone install.

Features

- Continuously-variable polar pattern controllable from a remote location
- Remote box is rack mountable, up to six units per shelf
- Blue LED status indicator on remote box
- Selectable recessed high-pass filter for elimination of unwanted low-frequency energy
- Securable controls with standard flat style blank rack panel, when rack mounted
- RF (radio frequency) Resistant Architecture
- Included 30' (9.1m) cable, wall plate, articulating steel hanger and all accessories for hanging the microphone



1600VP

Continuously-variable Pattern Condenser Hanging Microphone System with Remote Polar Control and Exclusive Anti-rotational Positioning Mount

Specifications*

Operating Principle.....Condenser
Polar Pattern.....Continuously-variable
Frequency Response.....40Hz - 20KHz
Sensitivity.....-29dBV (35mV) @ 1Pa
Impedance.....135 ohms
Self Noise.....22dBA
Maximum SPL.....110dB, 1% THD, 1KHz
Power Requirements.....P12, P24, P48, 4mA
Connector.....3-pin XLRM-type
Polarity.....Positive pressure on diaphragm corresponds to positive voltage on pin 2 relative to pin 3 at XLRM-type connector.

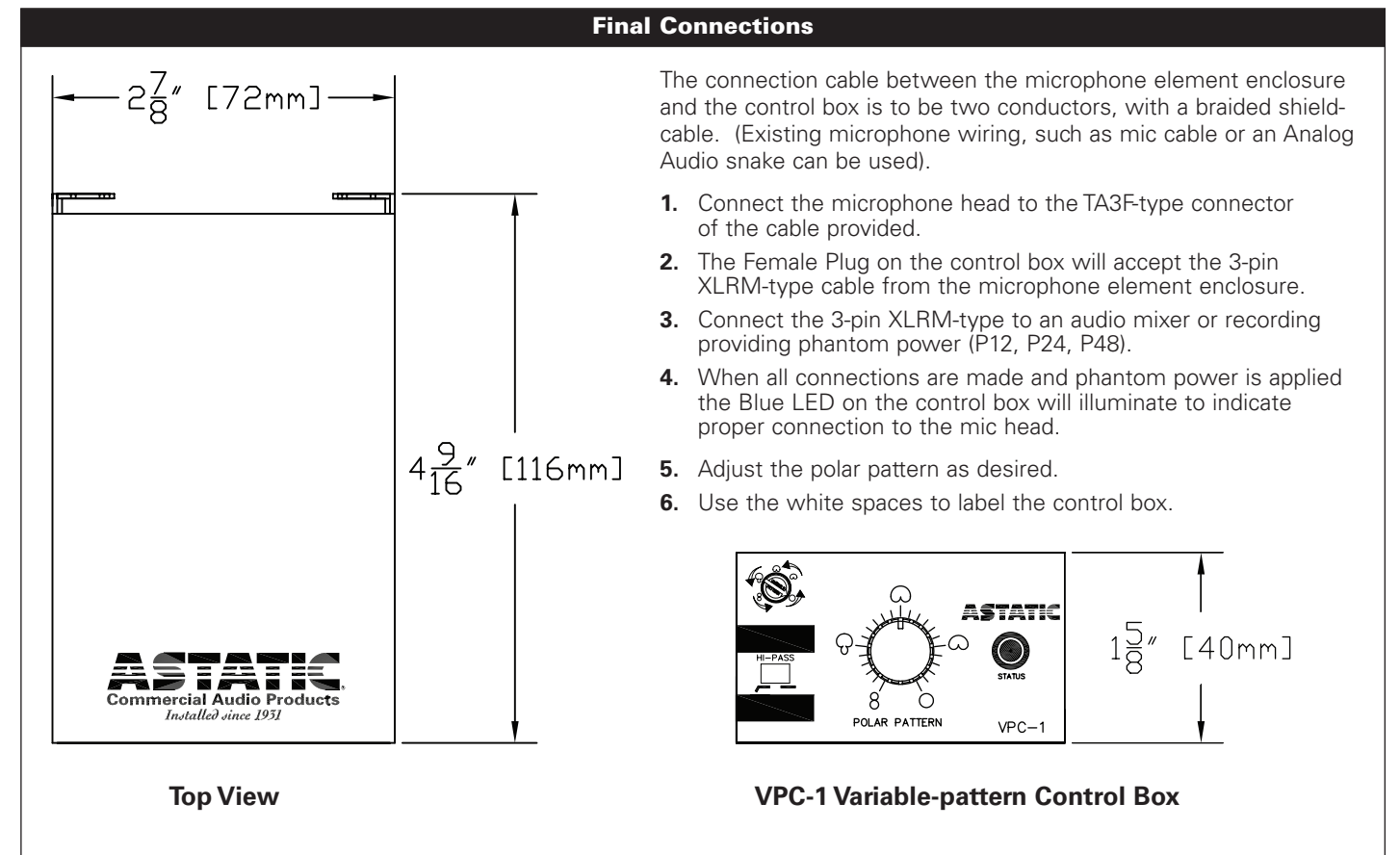
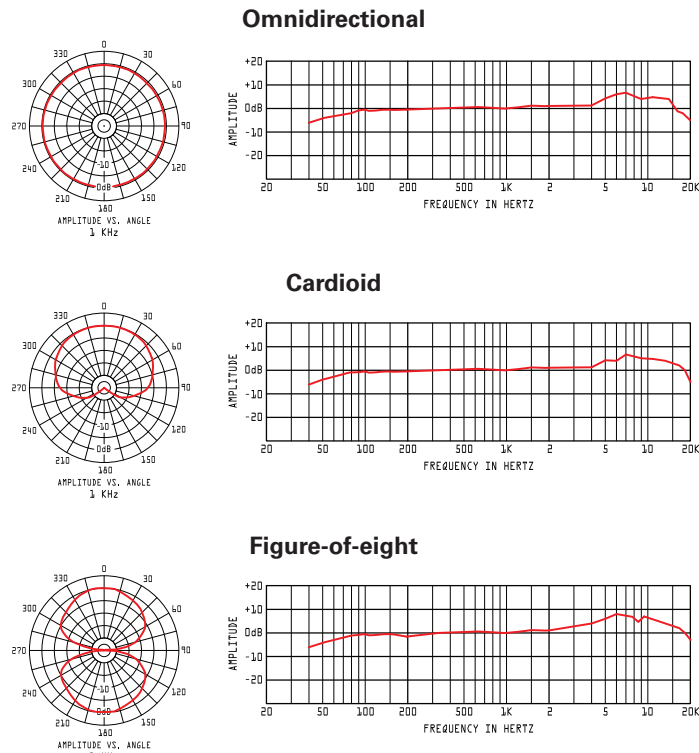
Finish.....Matte-black
Dimensions.....(See drawing)
Net Weight Mic Head [Mass].....1.1oz [0.03Kg]
Net Weight Control Box [Mass].....12oz [0.34Kg]
Packaged Weight [Mass].....1lb 14oz [0.85Kg]
RF Immunity.....Meets or exceeds EN55103-2, E1, E2, E3 and E4

RoHS Compliant

*Specifications subject to change without notice.

Included Accessories.....40-347, 40-354, Articulating Steel Hanger.

Optional Accessories.....MB-1, RU-1.



Architects' and Engineers' Specification

The microphone will be an overhead-condenser type designed to be suspended or mounted on a boom (Astatic MB-1). The microphone will have a continuously-variable polar pattern controllable from the remote-control box connected by a two conductor shielded cable. The sensitivity of the microphone will be -29dBV (35mv) @ 1Pa. The frequency response will be 40Hz - 20KHz. The impedance of the microphone will be 135 ohms. The self noise will be 22dBA. The maximum SPL will be 110dB. The microphone will include a selectable 80Hz, 12dB/octave high-pass filter controllable on the remote control box for increased intelligibility.

The microphone will have a TB3M-type connector on the rear of the microphone element enclosure. The control box will have 3-pin XLRF-type input and 3-pin XLRM-type signal output. The microphone will operate on P12, P24 or P48 standard phantom power consuming 4mA. The microphone element and electronics will be enclosed in radio frequency resistant housings meeting or exceeding EN55103-2. The microphone element enclosure will be 1-11/16" [43mm] long, 3/4" [20mm] in diameter. The net weight [mass] will be 1.1oz [0.03Kg] not including the cable. The microphone remote polar pattern control enclosure will be 4-9/16" [116mm] long, 2-7/8" [72mm] wide and 1-5/8" [40mm] high. The net weight [mass] will be 12oz [0.34Kg] not including the cable. The packaged weight [mass] will be 1lb 14oz [0.85Kg]. The 1600VP will have a durable matte-black finish.

The Astatic model 1600VP is specified.

